



DELILAH MANURE SPREADER 4000 SERIES

A HEAVY DUTY DESIGN FOR
HIGH PERFORMANCE

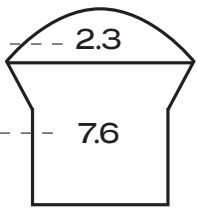
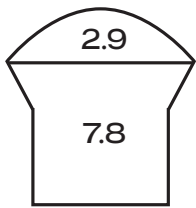
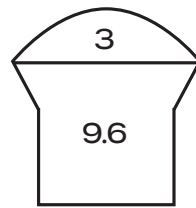
PROVEN IN THE FIELD

CONTACT US

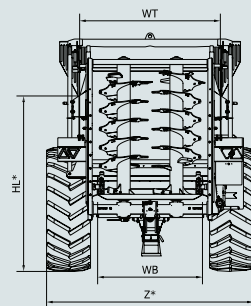
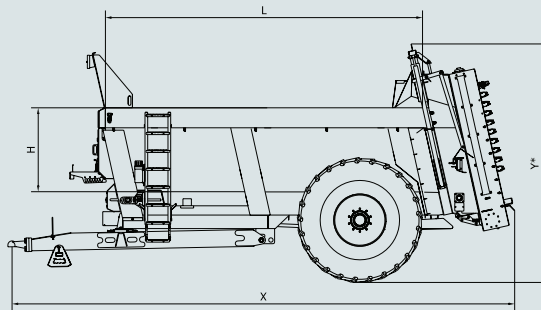
+44(0)1728 723224 • sales@richardwestern.com

Richard Western Ltd, D'Urbans, Framlingham, Suffolk IP13 9RP

Delilah 4000 Series Specification

Specifications	D4080	D4095	D4100
Heap volume (m ³)			
Level fill (m ³)			
Internal dimensions and volumes measured with slurry door			
Heaped fill (m ³)	9.9	10.7	12.6
Axle Carrying capacity (kg)	14,000	14,000	14,000
Axle beam (mm)	150x150x15	150x150x15	150x150x15
Brake size (ØxW, mm)	420x180	420x180	420x180
Standard tyre size	18.4x34	18.4x34	580/70R38
Rotor Ø (mm)	890	890	890
Floor chains (qty x Ø, mm)	2 x 16mm	2 x 16mm	2 x 16mm
Floor driveshaft Ø (mm)	65	65	65
Power requirement (hp)	95	105	125
PTO speed (rpm)	1000	1000	1000
Tare weight (kg)	4,895	5,530	5,630
DIMENSIONS			
X, Overall length (mm)	6,330	7,310	7,310
Y*, Overall height (mm)	3,299	3,010	3,340
Z*, Overall width (mm)	2,990	2,990	2,990
L, Interior length (mm)	3,700	4,700	4,700
W _B , Interior width at bottom (mm)	1,550	1,550	1,550
W _T , Interior width at top - loading width (mm)	2,125	2,125	2,125
H, Interior height (mm)	1,230	985	1,230
H _L *, Loading height (mm)	2,437	2,193	2,400

* Dimension dependent on tyre sizing (580/70R38 shown)



D4100 COMPACT	D4120	D4120 COMPACT	D4130	D4150
12.1	15.2	14.5	15.2	17.3
14,000	17,500	17,500	17,500	17,500
150x150x15	150x150x16	150x150x16	150x150x16	150x150x16
420x180	420x220	420x220	420x220	420x220
580/70R38	580/70R38	580/70R38	580/70R38	580/70R38
890	890	890	1100	1100
2 X 16mm	2 x 16mm	2 X 16mm	2 x 20mm	2 x 20mm
65	65	65	80	80
125	150	150	180	195
1000	1000	1000	1000	1000
5,630	5,730	5,730	5,825	5,825
6,330	8,310	7,310	8,310	8,310
3,340	3,340	3,340	3,340	3,590
2,990	2,990	2,990	2,990	2,990
3,700	5,670	4,700	5,670	5,670
1,550	1,550	1,550	1,550	1,550
2,125	2,125	2,125	2,125	2,125
1,480	1,230	1,480	1,230	1,480
2,650	2,400	2,650	2,400	2,650

Delilah Manure Spreader 4000 Series

Delilah Vertical Beater manure Spreaders

The 4000 series models are constructed with 6mm floor panels and 4mm side panel. The floor is hydraulically driven with two chains and a single floor slat. 16mm floor chains are used up to and including D4120 with 65mm rear floor shaft. 20mm floor chains and larger slats on the D4130 & D4150 machines with 80mm rear floor shaft. The body is 1550mm wide with a flared top to create a wider top area for easy loading and less spillage. Rotors are 890mm diameter on the D4120 and below 1100mm diameter on the D4130 and above. With large diameter rotors and a high tip speed the Delilah 4000 series spreaders offer wide spreading width and excellent shredding on a wide range of manures, composts, and sludges.

Optional Equipment:

- Lift off canopy (models D40480 -D4120)
- Hydraulic slurry door
- Sprung drawbar
- Rear drawbar c/w hydraulic brakes & electrics
- Hydraulic folding canopy door (Models D4130 & D4150)
- Mudguards
- Hydraulic floor tensioning
- Air brakes
- Weighing equipment with display mounted on spreader, 4 weigh cells

Standard Features For Delilah Spreaders



Heavy duty floor chain tensioning



Extra wide stone guard on headboard



Hydraulic services carried in rigid pipework to reduce maintenance



2 heavy-duty floor chains with individual tensioning, 16mm or 20mm, floor slats every 5 links



Made out of heat treated BORON 10mm steel continuous spiral rotors for maximum shredding and spreading, choice of 890mm or 1100mm rotors



65mm or 80mm floor drive shaft with 7 tooth self-cleaning sprockets



1.7m or 2.0m wide rotor spreading deck



Disc rotor base with three blades on 1100mm rotors



High tip speed give you wide spreading width and excellent shredding on a range of manure, composts and sludges. Tips are made out of heat treated BORON Steel to increase service life and strength.



Hydraulic brakes & handbrake



Automatic light protectors with slurry door option

